

Eleva Examination table

12154 The examination table consists of a metal support and a mattress platform with one, two or three sections. The high/low system increases the ergonomic ease for both the patient and the doctor.

Support

- Rectangular tube frame.
- Stable, absolute vertical high/low adjustment by means of a scissor system.
- Design pedal to activate the brake mechanism (*).
- The foot end of the frame is equipped with a stainless steel kickplate (*).

Mattress platform

- Mattress platform with one, two (*) or 3 (*) sections.
- The mattress platform is upholstered with fire-retardant foam. The foam is 40 mm thick and has a density of 45 kg/m³.
- Finished with imitation leather.
- Two-section (*) mattress platform with headrest, short backrest or long backrest.
- Three-section (*) mattress platform with headrest and choice between short or long backrest.
- The backrest (*) can be manually adjusted up to $\pm 85^\circ$ by means of a gas spring.
- The headrest (*) can be inclined manually upwards or downwards by means of a gas spring (-40° to $+40^\circ$).
- The seat support can be manually adjusted by means of a telescopic adjust.

Gas spring

- The headrest and backrest can be inclined by means of a gas spring.
- The gas spring that inclines the headrest can be activated by means of a lever that is situated on the side of the headrest.
- The backrest is inclined by means of a lever situated on both sides of the examination table.

Electric manipulations

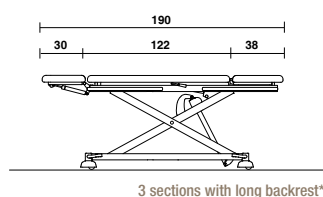
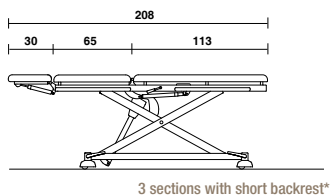
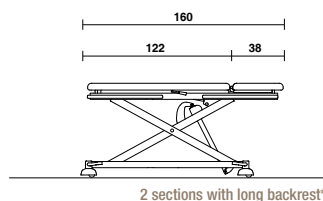
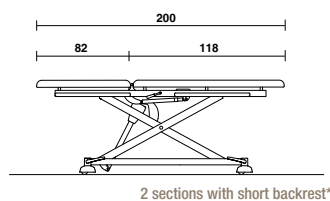
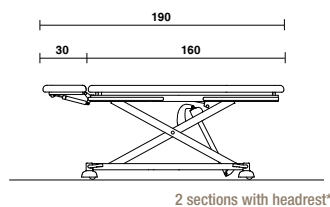
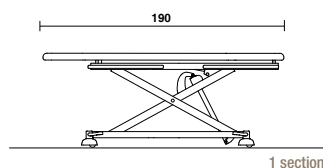
- The high/low adjustment can be activated by means of a loose foot pedal that can be positioned freely on the floor.
- The electric backrest adjustment (*) can be activated by means of a double foot pedal.

Colours

We would like to refer to our extensive colour gamut. Sample card + samples available on request.

Accessories

We would like to refer to our accessory list.



Dimensions and prestations

- Width: 70 cm
- Length: depends on the type of patient platform
- Height variation: ± 50 cm - ± 105 cm
- Clearance height: 75 mm
- Weight (without options): 74 kg
- Safe working load: 200 kg
- Headrest (*) can be inclined between -40° and $+40^\circ$
- Backrest (*) can be adjusted up to 85°

Materials and finishing

- Metal: epoxy-coating RAL 7035.
- Fire-retardant foam.
- Upholstery: see collection.
- Withstands the common cleaning products and disinfectants.

For further information about the **used materials**, **constructions** and **maintenance**: please consult our material files.

Options

- Gynaecology model (only with long backrest).
- Handles.
- Hidden castors $\varnothing 50$ mm with synthetic cover caps, braked per 2.
- Castors $\varnothing 100$ mm, braked per 2 (height variation $+5$ cm).
- DIN rail / DIN rail XL (foot, head, head and foot).
- IV rod (fixation included).
- Armrest (fixation included).
- Medical lamp.
- Sideguards.
- Paper roll holder.
- Electric adjustment of the backrest.
- Opening for the nose in the headrest or in the 2-sections table with short backrest.
- Neck cushion and/or lumbar support cushion.
- Equipotential connection.
- Stainless steel kickplate.
- Comfort plus mattress platform (40 mm standard foam + 20 mm Visco-elastic foam)
- Battery (Li-Ion ou lead acid).
- Removable tray (only with long backrest).
- Transparent cover for footrest (not available on versions with long backrest).
- Electric adjustment by means of a handset.

(*) Option

