

# Flat Coffee table

Thanks to the extensive gamut of tabletops and finishes, the Flat coffee table makes it possible to give a personal touch to the room. The heavy weight of the centrale base ensures the stability of the table.


## Support

FLAT ROUND (round base and central round column)




- Round base (Ø 45-65 cm)\* and round column (Ø 7 cm).
- The support is firmly screwed to the tabletop.
- Height: 43 cm.
- The base is equipped with synthetic glides.

FLAT SQUARE (square base and square column)



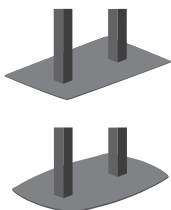
- Square base (45-65 x 45-65 cm)\* and square column (7 x 7 cm).
- The support is firmly screwed to the tabletop.
- Height: 43 cm.
- The base is equipped with synthetic glides.

FLAT CURVED (curved square base and square column)



- Curved square base (45-65 x 45-65 cm)\* and square column (7 x 7 cm).
- The support is firmly screwed to the tabletop.
- Height: 43 cm.
- The base is equipped with synthetic glides.

FLAT DOUBLE (curved rectangular base and double square column)



- Curved rectangular base (80-120 x 35-55 cm)\* and 2 square columns (7 x 7 cm).
- The support is firmly screwed to the tabletop.
- Height: 43 cm.
- The base is equipped with synthetic glides.
- The Flat Double table is only available with rectangular or oval tabletop.

## Tabletop

- The tabletop is made of stratified chipboard, thickness 20 mm.
- Both sides of the tabletop are finished with a HPL layer.
- Tabletop possibilities: round, square, curved square, rectangular or oval\*\*.

## Colours

We would like to refer to our extensive colour gamut.  
Sample card + samples available on request.

\* The dimensions of the base depend on the choice of the tabletop.

\*\* Rectangular or oval tabletop is only possible with Flat Double.



## Dimensions

Flat coffee table

- Height (without tabletop): 43 cm
- Dimensions tabletop:

Flat round (Ø cm)	Flat square/ curved (cm)	Flat double (cm)
Ø 50	50 x 50	L: 110 > 200 (240*)
Ø 60	60 x 60	B: 60 > 100 (120*)
Ø 70	70 x 70	
Ø 80	80 x 80	
Ø 90	90 x 90	
Ø 100	100 x 100	
Ø 110	110 x 110*	
Ø 120	120 x 120*	

\* Dimensions only possible with tabletop of 38 mm thickness.

## Materials and finishing

- Wood: chipboard.
- Meta: epoxy-coating (black), stainless steel
- Solid laminate.
- Withstands the common cleaning products and disinfectants.

For further information about used **materials**, **constructions** and **maintenance**: consult our material files.

## Options

- Tabletop made of stratified lightweight chipboard, thickness 38 mm.
- Tabletop with rounded corners.
- Central base and column in brushed stainless steel.

